


## Bolt connection terminal block - RT 8 BU - 3049148

Please be informed that the data shown in this PDF Document is generated from our Online Catalog. Please find the complete data in the user's documentation. Our General Terms of Use for Downloads are valid (<http://phoenixcontact.com/download>)




Feed-through terminal block with bolt connection method, cross section: 2.5 - 35 mm<sup>2</sup>, AWG: 14 - 2, width 20.2 mm, color: blue

### Your advantages

- ✔ The special clamping nuts can be actuated with a normal screwdriver
- ✔ Quick and easy connection with fold-up hinged covers which hold the clamping nuts captive. With the covers folded open, the bolt is free to accept the cable lugs
- ✔ After closing and engaging the covers, the clamping nut automatically aligns with the threaded bolt and can be tightened easily.
- ✔ The screws are secured against loosening by captive spring-loaded spacers
- ✔ Large-surface labeling options in the terminal center and above the terminal points
- ✔ Easy bridging and potential distribution using the patented plug-in bridges from the CLIPLINE complete system
- ✔ The use of the switching lock effectively prevents unintentional switching
- ✔ Testing with the standardized test adapters and test plugs of the CLIPLINE complete system
- ✔ The hinged cover cover the live metal parts including the insulated cable lugs in the clamping area so that they are touch proof
- ✔ Tested for railway applications



### Key Commercial Data

Packing unit	1 pc
Minimum order quantity	25 pc
GTIN	 4 046356 284677
GTIN	4046356284677
Weight per Piece (excluding packing)	96.820 g
Custom tariff number	85369010
Country of origin	China

## Bolt connection terminal block - RT 8 BU - 3049148

### Technical data

#### General

Note	Note: the BE-RT... path extension is to be used for non-insulated cable lugs (see accessories).
Number of positions	1
Number of levels	1
Number of connections	2
Potentials	1
Nominal cross section	35 mm <sup>2</sup>
Color	blue
Insulating material	PA
Flammability rating according to UL 94	V0
Area of application	Railway industry
	Machine building
	Plant engineering
	Process industry
Rated surge voltage	8 kV
Degree of pollution	3
Overvoltage category	III
Insulating material group	I
Maximum power dissipation for nominal condition	4.06 W
Maximum load current	125 A (with 35 mm <sup>2</sup> conductor cross section)
Nominal current I <sub>N</sub>	125 A
Nominal voltage U <sub>N</sub>	1000 V (Rated voltage for open disconnect point 500 V)
Open side panel	Yes
Relative insulation material temperature index (Elec., UL 746 B)	130 °C
Temperature index of insulation material (DIN EN 60216-1 (VDE 0304-21))	130 °C
Static insulating material application in cold	-60 °C
Surface flammability NFPA 130 (ASTM E 162)	passed
Specific optical density of smoke NFPA 130 (ASTM E 662)	passed
Calorimetric heat release NFPA 130 (ASTM E 1354)	28 MJ/kg
Smoke gas toxicity NFPA 130 (SMP 800C)	passed
Fire protection for rail vehicles (DIN EN 45545-2) R22	HL 1 - HL 3
Fire protection for rail vehicles (DIN EN 45545-2) R23	HL 1 - HL 3
Fire protection for rail vehicles (DIN EN 45545-2) R24	HL 1 - HL 3
Fire protection for rail vehicles (DIN EN 45545-2) R26	HL 1 - HL 3

#### Dimensions

Width	20.3 mm
-------	---------

## Bolt connection terminal block - RT 8 BU - 3049148

### Technical data

#### Dimensions

End cover width	2.2 mm
Length	84 mm
Height NS 35/7,5	63.8 mm
Height NS 35/15	71.3 mm

#### Connection data

Connection	1 level
Connection method	Bolt connection
Stripping length	The stripping length depends on the specification provided by the cable lug manufacturer.
Connection in acc. with standard	IEC 60947-7-1
Conductor cross section flexible, with ferrule with plastic sleeve min.	2.5 mm <sup>2</sup>
Conductor cross section flexible, with ferrule with plastic sleeve max.	35 mm <sup>2</sup>
Cable lug connection according to standard	DIN 46234:1980-03
Min. cross section for cable lug connection	2.5 mm <sup>2</sup>
Max. cross section for cable lug connection	35 mm <sup>2</sup>
AWG min	14
AWG max	2
Hole diameter, min.	8.4 mm
Cable lug width, max.	16 mm
Bolt diameter	8 mm
Screw thread	M8
Tightening torque, min	4.5 Nm
Tightening torque max	5 Nm
Cable lug connection according to standard	DIN 46235:1983-07
Min. cross section for cable lug connection	16 mm <sup>2</sup>
Max. cross section for cable lug connection	25 mm <sup>2</sup>
Hole diameter, min.	8.4 mm
Cable lug width, max.	14 mm
Bolt diameter	8 mm
Screw thread	M8
Tightening torque, min	4.5 Nm
Tightening torque max	5 Nm
Cable lug connection according to standard	DIN 46237:1970-07
Min. cross section for cable lug connection	2.5 mm <sup>2</sup>
Max. cross section for cable lug connection	6 mm <sup>2</sup>
Hole diameter, min.	8.4 mm
Cable lug width, max.	14 mm

# Bolt connection terminal block - RT 8 BU - 3049148

## Technical data

### Connection data

Bolt diameter	8 mm
---------------	------

### Ambient conditions

Operating temperature	-60 °C ... 105 °C (max. short-term operating temperature 130°C)
Ambient temperature (storage/transport)	-25 °C ... 60 °C (for a short time, not exceeding 24 h, -60 °C to +70 °C)
Permissible humidity (storage/transport)	30 % ... 70 %
Ambient temperature (assembly)	-5 °C ... 70 °C
Ambient temperature (actuation)	-5 °C ... 70 °C

### Standards and Regulations


Connection in acc. with standard	CUL
	IEC 60947-7-1
Flammability rating according to UL 94	V0

### Environmental Product Compliance

China RoHS	Environmentally friendly use period: unlimited = EFUP-e
	No hazardous substances above threshold values

## Drawings

### Circuit diagram



## Classifications

### eCl@ss

eCl@ss 10.0.1	27141120
eCl@ss 11.0	27141120
eCl@ss 4.0	27141100
eCl@ss 4.1	27141100
eCl@ss 5.0	27141100
eCl@ss 5.1	27141100
eCl@ss 6.0	27141100
eCl@ss 7.0	27141120
eCl@ss 9.0	27141120

### ETIM

ETIM 2.0	EC000897
ETIM 3.0	EC000897

## Bolt connection terminal block - RT 8 BU - 3049148

### Classifications

#### ETIM

ETIM 4.0	EC000897
ETIM 6.0	EC000897
ETIM 7.0	EC000897

#### UNSPSC

UNSPSC 6.01	30211811
UNSPSC 7.0901	39121410
UNSPSC 11	39121410
UNSPSC 12.01	39121410
UNSPSC 13.2	39121410
UNSPSC 18.0	39121410
UNSPSC 19.0	39121410
UNSPSC 20.0	39121410
UNSPSC 21.0	39121410

### Approvals

#### Approvals


#### Approvals

UL Recognized / cUL Recognized / IECEx CB Scheme / VDE Zeichengenehmigung / cULus Recognized

#### Ex Approvals

IECEx / EAC Ex / NEPSI / ATEX / CCC

#### Approval details

UL Recognized		<a href="http://database.ul.com/cgi-bin/XYV/template/LISEXT/1FRAME/index.htm">http://database.ul.com/cgi-bin/XYV/template/LISEXT/1FRAME/index.htm</a>	FILE E 60425
	B	C	
Nominal voltage UN	600 V	600 V	
Nominal current IN	130 A	130 A	

## Bolt connection terminal block - RT 8 BU - 3049148

### Approvals

cUL Recognized		<a href="http://database.ul.com/cgi-bin/XYV/template/LISEXT/1FRAME/index.htm">http://database.ul.com/cgi-bin/XYV/template/LISEXT/1FRAME/index.htm</a>	FILE E 60425
	B		C
Nominal voltage UN	600 V		600 V
Nominal current IN	130 A		130 A

IECEE CB Scheme		<a href="http://www.iecee.org/">http://www.iecee.org/</a>	DE1-62814
-----------------	--	---	-----------

VDE Zeichengenehmigung		<a href="http://www2.vde.com/de/Institut/Online-Service/VDE-gepruefteProdukte/Seiten/Online-Suche.aspx">http://www2.vde.com/de/Institut/Online-Service/VDE-gepruefteProdukte/Seiten/Online-Suche.aspx</a>	40022553
Nominal voltage UN		1000 V	
Nominal current IN		125 A	
mm <sup>2</sup> /AWG/kcmil		2.5-35	

cULus Recognized			
------------------	--	--	--

### Accessories

#### Accessories

#### DIN rail

DIN rail perforated - NS 35/ 7,5 PERF 2000MM - 0801733



DIN rail perforated, Standard profile, width: 35 mm, height: 7.5 mm, acc. to EN 60715, material: Steel, galvanized, passivated with a thick layer, length: 2000 mm, color: silver

## Bolt connection terminal block - RT 8 BU - 3049148

### Accessories

DIN rail, unperforated - NS 35/ 7,5 UNPERF 2000MM - 0801681



DIN rail, unperforated, Standard profile, width: 35 mm, height: 7.5 mm, acc. to EN 60715, material: Steel, galvanized, passivated with a thick layer, length: 2000 mm, color: silver

DIN rail perforated - NS 35/ 7,5 WH PERF 2000MM - 1204119



DIN rail perforated, Standard profile, width: 35 mm, height: 7.5 mm, acc. to EN 60715, material: Steel, Galvanized, white passivated, length: 2000 mm, color: silver

DIN rail, unperforated - NS 35/ 7,5 WH UNPERF 2000MM - 1204122



DIN rail, unperforated, Standard profile, width: 35 mm, height: 7.5 mm, acc. to EN 60715, material: Steel, Galvanized, white passivated, length: 2000 mm, color: silver

DIN rail, unperforated - NS 35/ 7,5 AL UNPERF 2000MM - 0801704



DIN rail, unperforated, Standard profile, width: 35 mm, height: 7.5 mm, acc. to EN 60715, material: Aluminum, uncoated, length: 2000 mm, color: silver

DIN rail perforated - NS 35/ 7,5 ZN PERF 2000MM - 1206421



DIN rail perforated, Standard profile, width: 35 mm, height: 7.5 mm, acc. to EN 60715, material: Steel, galvanized, length: 2000 mm, color: silver

## Bolt connection terminal block - RT 8 BU - 3049148

### Accessories

DIN rail, unperforated - NS 35/ 7,5 ZN UNPERF 2000MM - 1206434



DIN rail, unperforated, Standard profile, width: 35 mm, height: 7.5 mm, acc. to EN 60715, material: Steel, galvanized, length: 2000 mm, color: silver

DIN rail, unperforated - NS 35/ 7,5 CU UNPERF 2000MM - 0801762



DIN rail, unperforated, Standard profile, width: 35 mm, height: 7.5 mm, acc. to EN 60715, material: Copper, uncoated, length: 2000 mm, color: copper-colored

End cap - NS 35/ 7,5 CAP - 1206560



DIN rail end piece, for DIN rail NS 35/7.5

DIN rail perforated - NS 35/15 PERF 2000MM - 1201730



DIN rail perforated, Standard profile, width: 35 mm, height: 15 mm, similar to EN 60715, material: Steel, galvanized, passivated with a thick layer, length: 2000 mm, color: silver

DIN rail, unperforated - NS 35/15 UNPERF 2000MM - 1201714



DIN rail, unperforated, Standard profile, width: 35 mm, height: 15 mm, similar to EN 60715, material: Steel, galvanized, passivated with a thick layer, length: 2000 mm, color: silver

## Bolt connection terminal block - RT 8 BU - 3049148

### Accessories

DIN rail perforated - NS 35/15 WH PERF 2000MM - 0806602



DIN rail perforated, Standard profile, width: 35 mm, height: 15 mm, similar to EN 60715, material: Steel, Galvanized, white passivated, length: 2000 mm, color: silver

---

DIN rail, unperforated - NS 35/15 WH UNPERF 2000MM - 1204135



DIN rail, unperforated, Standard profile, width: 35 mm, height: 15 mm, similar to EN 60715, material: Steel, Galvanized, white passivated, length: 2000 mm, color: silver

---

DIN rail, unperforated - NS 35/15 AL UNPERF 2000MM - 1201756



DIN rail, unperforated, Standard profile, width: 35 mm, height: 15 mm, similar to EN 60715, material: Aluminum, uncoated, length: 2000 mm, color: silver

---

DIN rail perforated - NS 35/15 ZN PERF 2000MM - 1206599



DIN rail perforated, Standard profile, width: 35 mm, height: 15 mm, similar to EN 60715, material: Steel, galvanized, length: 2000 mm, color: silver

---

DIN rail, unperforated - NS 35/15 ZN UNPERF 2000MM - 1206586



DIN rail, unperforated, Standard profile, width: 35 mm, height: 15 mm, similar to EN 60715, material: Steel, galvanized, length: 2000 mm, color: silver

---

## Bolt connection terminal block - RT 8 BU - 3049148

### Accessories

DIN rail, unperforated - NS 35/15 CU UNPERF 2000MM - 1201895



DIN rail, unperforated, Standard profile, width: 35 mm, height: 15 mm, similar to EN 60715, material: Copper, uncoated, length: 2000 mm, color: copper-colored

---

End cap - NS 35/15 CAP - 1206573



DIN rail end piece, for DIN rail NS 35/15

---

DIN rail, unperforated - NS 35/15-2,3 UNPERF 2000MM - 1201798



DIN rail, unperforated, Standard profile 2.3 mm, width: 35 mm, height: 15 mm, acc. to EN 60715, material: Steel, galvanized, passivated with a thick layer, length: 2000 mm, color: silver

---

### End block

End clamp - CLIPFIX 35 - 3022218



Quick mounting end clamp for NS 35/7,5 DIN rail or NS 35/15 DIN rail, with marking option, width: 9.5 mm, color: gray

---

End clamp - CLIPFIX 35-5 - 3022276



Quick mounting end clamp for NS 35/7,5 DIN rail or NS 35/15 DIN rail, with marking option, with parking option for FBS...5, FBS...6, KSS 5, KSS 6, width: 5.15 mm, color: gray

---

## Bolt connection terminal block - RT 8 BU - 3049148

### Accessories

End clamp - E/NS 35 N - 0800886



End clamp, width: 9.5 mm, color: gray

---

End clamp - E/UK - 1201442



End clamp, width: 9.5 mm, height: 35.3 mm, material: PA, length: 50.5 mm, Mounting on a DIN rail NS 32 or NS 35, color: gray

---

End clamp - E/UK 1 - 1201413



End clamps, for supporting the ends of double-level and three-level terminal blocks, width: 10 mm, color: gray

---

End cover

End cover - D-RT 8 - 3049194



Cover, width: 2.2 mm, color: gray

---

Jumper

Plug-in bridge - FBS 2-10 - 3005947



Plug-in bridge, pitch: 10.2 mm, number of positions: 2, color: red

## Bolt connection terminal block - RT 8 BU - 3049148

### Accessories

---

Plug-in bridge - FBS 5-10 - 3005948



Plug-in bridge, pitch: 10.2 mm, number of positions: 5, color: red

---

Plug-in bridge - FBS 5-10 BU - 1040620



Plug-in bridge, pitch: 10.2 mm, number of positions: 5, color: blue

---

### Labeled terminal marker

Zack marker strip - ZB 16,3 CUS - 0824946



Zack marker strip, can be ordered: Strip, white, labeled according to customer specifications, mounting type: snap into tall marker groove, for terminal block width: 16.3 mm, lettering field size: 10.5 x 16.25 mm, Number of individual labels: 5

---

Zack marker strip - ZB 20,3 CUS - 0824948



Zack marker strip, can be ordered: Strip, white, labeled according to customer specifications, mounting type: snap into tall marker groove, for terminal block width: 20.3 mm, lettering field size: 10.5 x 20.25 mm, Number of individual labels: 5

---

### Partition plate

## Bolt connection terminal block - RT 8 BU - 3049148

### Accessories

Partition plate - TPN-UK - 3003062



Partition plate, length: 110 mm, width: 2 mm, height: 69 mm, color: gray

---

### Protective cap

Path extension - BE-RT 8 - 3049916



Path extension, color: gray

---

### Screwdriver tools

Screwdriver - SZS 1,0X4,0 VDE - 1205066



Screwdriver, slot-headed, VDE insulated, size: 1.0 x 4.0 x 100 mm, 2-component grip, with non-slip grip

---

### Terminal marking

Zack marker strip - ZB 16,3:UNPRINTED - 0820222



Zack marker strip, Strip, white, unlabeled, can be labeled with: PLOTMARK, CMS-P1-PLOTTER, mounting type: snap into tall marker groove, for terminal block width: 16.3 mm, lettering field size: 10.5 x 16.25 mm, Number of individual labels: 5

---

## Bolt connection terminal block - RT 8 BU - 3049148

### Accessories

Zack marker strip - ZB 20,3:UNPRINTED - 0820248



Zack marker strip, Strip, white, unlabeled, can be labeled with: PLOTMARK, CMS-P1-PLOTTER, mounting type: snap into tall marker groove, for terminal block width: 20.3 mm, lettering field size: 10.5 x 20.25 mm, Number of individual labels: 5